



Manage your Flexible Spending Account (FSA) from your mobile phone!

Keeping up with your FSA just got easier! You will now be able to receive real time information and important updates in the palm of your hand- via text message, for your FSA balance. Simply register your mobile device and start receiving useful messages to help manage your FSA account. **Existing FSA portal users or new users, will need to follow the steps below to enable your mobile device.**

Existing Users

FSA participant portal users with an existing username and password **DO NOT** need to re-register on the Preferred Administrators FSA portal. Simply proceed to the section to register your mobile device for instructions on how to enable your mobile device to receive messages. **If your password has expired or you don't remember your log in credentials, you will need to contact Preferred Administrators at 915-532-3778.**

New Users

New users to the Preferred Administrators FSA portal must register to receive FSA information on the web portal and to receive information via text message using the link below.

Step 1: Go to <https://preferredadmin.wealthcareportal.com/Page/Home>

Step 2: Participant Log In

Step 3: Register

Step 4: Employee ID: Enter your Social Security Number **(Please note your employee ID # is not your badge number or medical ID #, it is your social security number)**

Step 5: Employer ID: UMC and El Paso First Employees must enter Employer ID: EPF001
EPCH employees must enter Employer ID: EPF002

Step 6: Username and Password**

Passwords: Minimum length is 8, the Maximum length is 16. Password must contain at least one letter and one number, and no special characters. **Passwords are case sensitive and will expire every 90 days.

Steps to register your mobile device:

Step 1: Login to your Preferred Administrators online account access portal
<https://preferredadmin.wealthcareportal.com/Page/Home>

Preferred ADMINISTRATORS 1-877-532-3778 preferredadmin@elpasohealth.com

SIGN IN REGISTER

Click "Sign In"

Take Advantage of our Resources

- Shop for Eligible Items
- Documents & Forms
- Frequently Asked Questions
- Short Term Savings
- Calculate your Tax Savings
- About us

What Can I Buy with My FSA?

Type the name of an everyday health product and see if you can purchase it with your tax-free funds.

Search FSA-eligible items

Powered by: FSA store

Preferred ADMINISTRATORS 1-877-532-3778 preferredadmin@elpasohealth.com

We will maintain the confidentiality of your personal information in accordance with our privacy policy.

Sign in

Username

Forgot your Username? [Let us help](#)

SIGN IN

To protect your personal information, we collect your password on a separate page.

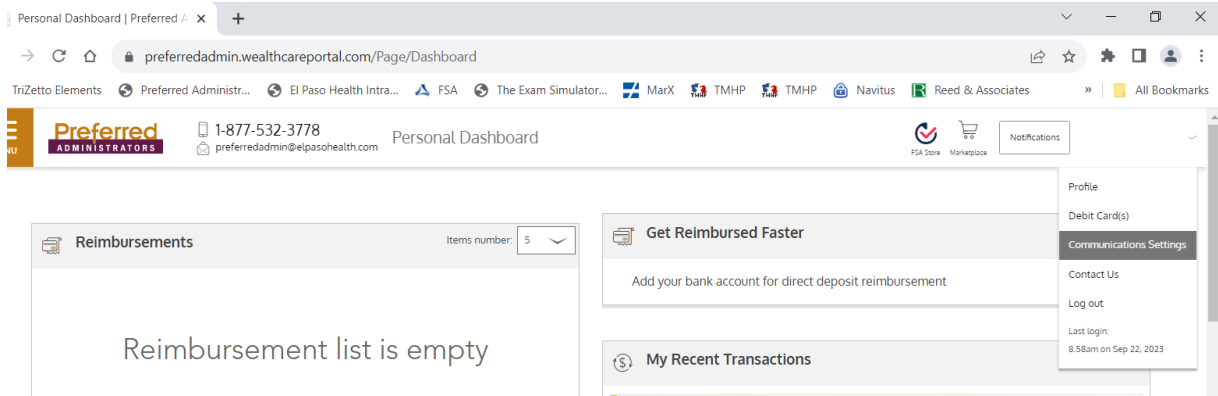
Don't have an account? REGISTER

ABOUT US TERMS OF USE PRIVACY POLICY

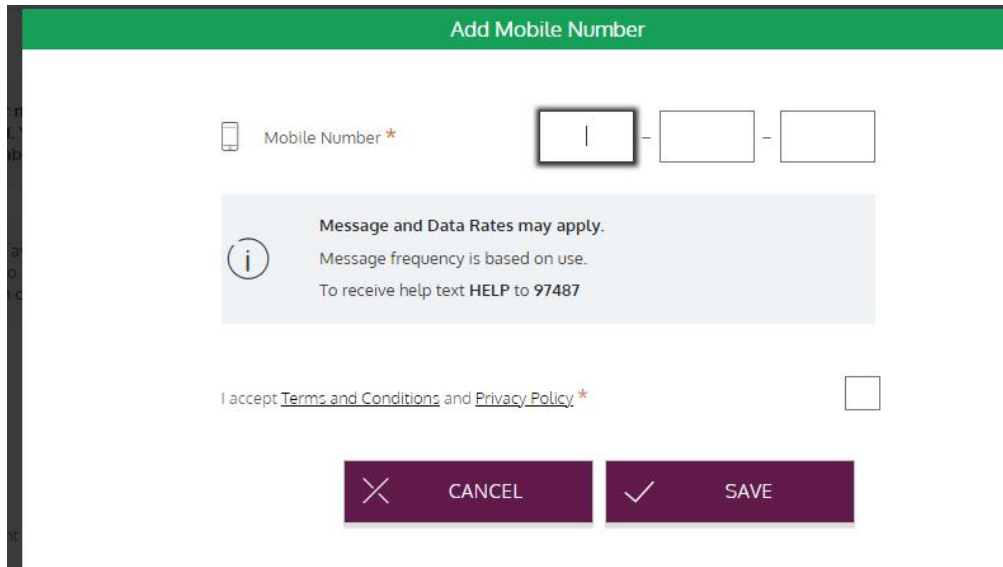
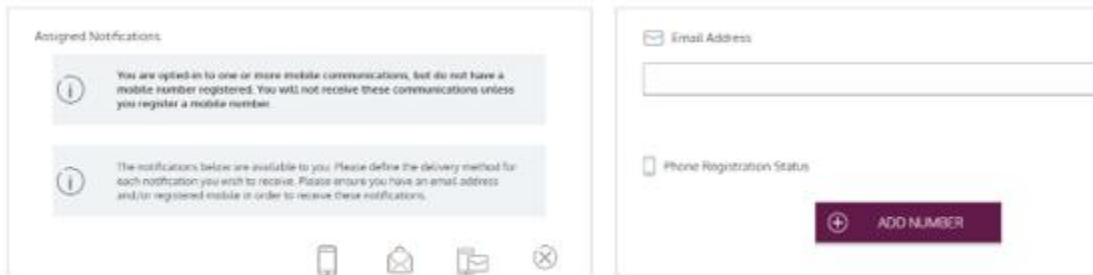
© Preferred Administrators 2018. All Rights Reserved.

Sign In

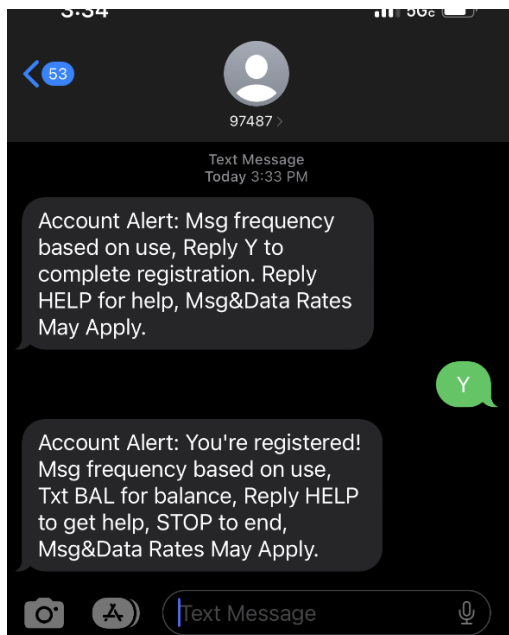
Step 2: On the home page, go to the drop down under your name, and select “Communication Settings”



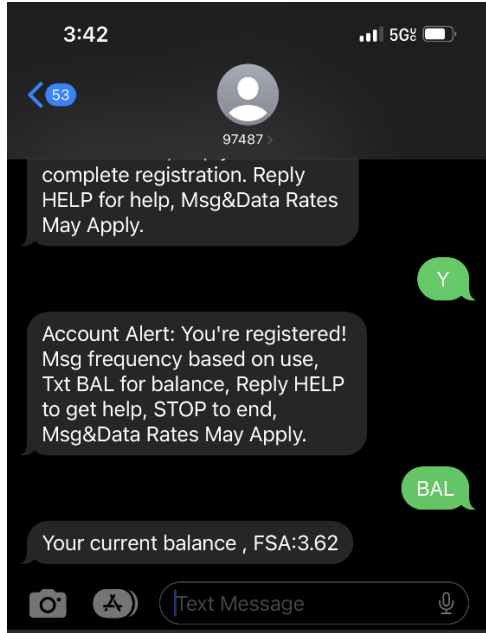
Step 3: Select +ADD NUMBER, Enter Mobile Number and SAVE



Step 4: You will receive a text message, reply Y to complete registration.



You can text BAL to get your FSA balance



If you have any questions or need assistance with the mobile registration, please let us know by e-mailing us at preferredadmin@epfirst.com or by calling our Member Services Department at (915) 532-3778.

Thank You,
Preferred Administrators